

# Ukulele Beginner to Brilliant: A Comprehensive Guide to Mastering the Happy Hawaiian Instrument

Welcome to the enchanting world of the ukulele, a beloved instrument that captivates hearts with its cheerful tunes and unparalleled portability.

Whether you're a complete novice or an aspiring virtuoso, this comprehensive guide will accompany you on your musical journey from beginner to brilliant.

## Chapter 1: First Strums and Chords

### Getting Started

- **Choosing Your Ukulele:** Select a ukulele size (soprano, concert, tenor, baritone) that suits your hand size and comfort level.
- **Tuning and Basic Chords:** Learn the four primary ukulele chords (C, Am, F, G) and how to tune your instrument using a tuner or online resources.
- **Strumming Patterns:** Practice basic strumming patterns to accompany your chords, such as downstrokes, upstrokes, and alternating strokes.

## Chapter 2: Building a Repertoire

### Essential Songs for Beginners

- **"Over the Rainbow":** A timeless classic with a simple chord progression that's perfect for practicing chord transitions.

- **"Somewhere Over the Rainbow"**: Another beautiful melody with easy-to-follow chords that will boost your confidence.
- **"You Are My Sunshine"**: A cheerful and uplifting song with a simple chord structure that's ideal for beginners.

## Expanding Your Songbook

- **"Can't Help Falling in Love"**: A romantic and catchy tune with a slightly more challenging chord progression.
- **"Hallelujah"**: A poignant and inspiring song with a versatile melody that allows for creative interpretation.
- **"Riptide"**: A contemporary hit with a memorable riff and a rewarding chord progression to master.

## Chapter 3: Advanced Techniques

### Embellishments and Fingerpicking

- **Hammer-ons and Pull-offs**: Add melodic embellishments by striking or releasing strings with your left hand while your right hand strums.
- **Slides**: Create smooth transitions between notes by sliding your finger along a string.
- **Fingerpicking**: Play melodies with your individual fingers instead of strumming, allowing for a wider range of sounds and textures.

### Soloing and Improvisation

- **Scales and Arpeggios**: Learn the major and minor scales for the ukulele, which provide a foundation for soloing.

- **Chord Progressions:** Understand common chord progressions and how to connect them to create harmonic variations.
- **Improvisation:** Experiment with playing melodies and embellishments over chord progressions, using your creativity to create unique musical expressions.

## Chapter 4: Resources and Support

### Online Resources


- **Ukulele Lessons:** Find free and paid online lessons from reputable teachers and platforms.
- **Chord Charts and Diagrams:** Access extensive databases of ukulele chords and diagrams for quick reference.
- **Songbooks and Backing Tracks:** Utilize online resources to find sheet music, chord charts, and backing tracks for various songs.

### In-Person Learning

- **Ukulele Groups and Workshops:** Join local ukulele groups or attend workshops to learn from experienced players and connect with other enthusiasts.
- **Private Lessons:** Engage with a personal ukulele instructor for tailored lessons and individualized guidance.
- **Uke Fests and Festivals:** Attend ukulele festivals and events to experience live performances, meet fellow ukulele players, and broaden your musical horizons.

Congratulations on your decision to embark on the rewarding journey of learning the ukulele! With dedication, practice, and the resources provided in this comprehensive guide, you'll progress from a ukulele beginner to a brilliant musician, captivating audiences with your cheerful tunes and infectious melodies.

Remember, the ukulele is not just an instrument; it's a portal to a world of joy, creativity, and musical expression. So grab your ukulele, strum your heart out, and let the happy Hawaiian sounds fill your life with warmth and happiness.



## UKULELE BEGINNER TO BRILLIANT BOOK 4: THE SYSTEM (ADVANCED): UNLOCK THE MAGIC OF IMPROVISING (UKULELE: BEGINNER TO BRILLIANT)

★★★★☆ 4.2 out of 5

Language : English

File size : 5342 KB


Lending : Enabled



### Additional Tips for Success

- **Practice Regularly:** Consistency is key to mastering any instrument. Aim for daily practice sessions, even for short durations.
- **Set Realistic Goals:** Don't try to become a virtuoso overnight. Start with achievable goals and gradually increase the complexity of your playing.

- **Play with Others:** Join ukulele groups or find a partner to play with. Collaborating with others can enhance your skills and motivation.
- **Explore Different Music Genres:** Don't limit yourself to traditional ukulele songs. Explore various genres such as jazz, blues, folk, and rock to broaden your musical horizons.
- **Be Patient and Enjoy the Process:** Learning an instrument takes time and effort. Be patient with yourself and focus on enjoying the journey.




## UKULELE BEGINNER TO BRILLIANT BOOK 4: THE SYSTEM (ADVANCED): UNLOCK THE MAGIC OF IMPROVISING (UKULELE: BEGINNER TO BRILLIANT)

★★★★☆ 4.2 out of 5

Language : English


File size : 5342 KB

Lending : Enabled



## Classical Music Themes for Easy Mandolin, Volume One

Classical Music Themes for Easy Mandolin, Volume One is a collection of 15 classical music themes arranged for easy mandolin. These themes are perfect for beginners who...



## The Heretic Tomb: Unraveling the Mysteries of a Lost Civilization

Synopsis In Simon Rose's captivating debut novel, *The Heretic Tomb*, readers embark on an enthralling archaeological adventure that takes them deep into the heart of a...