


# The Ultimate Guide to Using Scales in Establishing Good Sound and Technique

Scales are a fundamental part of music theory and practice. They can help you improve your sound and technique on any instrument. This guide will teach you everything you need to know about scales, from the basics to more advanced concepts.



## Simply Scales for Flute: A Guide to Using Scales in Establishing Good Sound and Technique by Susan Piver

★★★★★ 5 out of 5

Language : English  
File size : 1488 KB  
Text-to-Speech : Enabled  
Enhanced typesetting : Enabled  
Word Wise : Enabled  
Print length : 26 pages  
Lending : Enabled  
X-Ray for textbooks : Enabled  
Screen Reader : Supported



## What are Scales?

Scales are a series of notes played in ascending or descending order. They are used to create melodies, harmonies, and chords. Scales can be major, minor, or pentatonic. Major scales are bright and cheerful, while minor scales are darker and more somber. Pentatonic scales are often used in folk and blues music.

## Why are Scales Important?

Scales are important for a number of reasons:

- **They help you learn the notes on your instrument.** Scales are a great way to practice playing all the notes on your instrument. This will help you improve your finger dexterity and coordination.
- **They help you improve your intonation.** Scales can help you learn to play the notes in tune. This is essential for playing melodies and harmonies that sound good.
- **They help you develop your improvisational skills.** Scales can help you learn to improvise solos and melodies. This is a great way to express your creativity and individuality.
- **They help you understand music theory.** Scales are a fundamental part of music theory. Understanding scales will help you understand how music is constructed.

## How to Practice Scales

The best way to practice scales is to use a metronome. This will help you keep a steady tempo and improve your timing. You should also practice scales in all keys. This will help you develop a well-rounded understanding of the fretboard or keyboard.

Here are some tips for practicing scales:

- **Start slowly.** Don't try to play scales too fast at first. Concentrate on playing the notes accurately and in time.

- **Gradually increase your speed.** As you become more comfortable playing scales, you can gradually increase your speed. However, always make sure to play the notes accurately.
- **Practice in all keys.** Don't just practice scales in the key of C. Practice them in all 12 keys. This will help you develop a well-rounded understanding of the fretboard or keyboard.
- **Use a metronome.** A metronome will help you keep a steady tempo and improve your timing.
- **Be patient.** It takes time to develop good scale technique. Don't get discouraged if you don't see results immediately. Just keep practicing and you will eventually reach your goals.

## Advanced Scale Techniques


Once you have mastered the basics of scale playing, you can start to learn some more advanced techniques. These techniques can help you add variety and interest to your playing.

Some advanced scale techniques include:

- **Double stops.** Double stops are played by playing two notes at the same time. This can create a richer and more complex sound.
- **Hammer-ons and pull-offs.** Hammer-ons and pull-offs are techniques that allow you to play notes without picking them. This can create a smooth and fluid sound.
- **Slides.** Slides are played by sliding your finger from one note to another. This can create a smooth and expressive sound.

- **Vibrato.** Vibrato is a technique that involves slightly bending the pitch of a note. This can create a rich and expressive sound.

Scales are a fundamental part of music theory and practice. They can help you improve your sound and technique on any instrument. This guide has taught you everything you need to know about scales, from the basics to more advanced concepts. Now it's time to put what you've learned into practice. Start practicing scales today and you'll be on your way to becoming a better musician.



## Simply Scales for Flute: A Guide to Using Scales in Establishing Good Sound and Technique by Susan Piver

★★★★★ 5 out of 5


Language : English  
File size : 1488 KB  
Text-to-Speech : Enabled  
Enhanced typesetting : Enabled  
Word Wise : Enabled  
Print length : 26 pages  
Lending : Enabled  
X-Ray for textbooks : Enabled  
Screen Reader : Supported





## Classical Music Themes for Easy Mandolin, Volume One

Classical Music Themes for Easy Mandolin, Volume One is a collection of 15 classical music themes arranged for easy mandolin. These themes are perfect for beginners who...



## The Heretic Tomb: Unraveling the Mysteries of a Lost Civilization

Synopsis In Simon Rose's captivating debut novel, *The Heretic Tomb*, readers embark on an enthralling archaeological adventure that takes them deep into the heart of a...