


# Plectrum Technique for Bass Guitar: Master the Art with Stuart Clayton

Welcome to the world of bass guitar plectrum technique! Whether you're a seasoned bassist or just starting out, this comprehensive guide will empower you with the essential techniques and insights to elevate your bass playing skills. Our expert guide, Stuart Clayton, a world-renowned bassist, will lead us on this musical journey.

## The Benefits of Using a Plectrum

Before delving into specific techniques, let's explore the advantages of using a plectrum for bass guitar.



## Plectrum Technique for Bass Guitar (Bass Guitar Techniques Series by Stuart Clayton Book 4)

by David Bradshaw

★★★★☆ 4.6 out of 5

Language : English  
File size : 21253 KB  
Text-to-Speech : Enabled  
Screen Reader : Supported  
Enhanced typesetting : Enabled  
Word Wise : Enabled  
Print length : 221 pages  
Lending : Enabled



- **Consistent Tone and Volume:** A plectrum provides a consistent attack and release, resulting in a more even tone and volume across

the strings.

- **Increased Speed and Accuracy:** The rigid material and precise edge of a plectrum allow for faster and more accurate picking, making it ideal for complex bass lines and solos.
- **Articulation and Clarity:** Plectrums can produce a brighter and more articulate sound, enhancing the clarity of your bass lines.

## Essential Plectrum Techniques

Now that you understand the benefits of using a plectrum, let's dive into the essential techniques that will transform your bass playing.

### 1. Holding the Plectrum

The foundation of good plectrum technique is proper grip. Hold the plectrum between your thumb and index finger, with the tip of the plectrum extending about 1/4 inch beyond your fingertips.



## 2. Downstrokes and Upstrokes

The most basic plectrum strokes are downstrokes (moving the plectrum downwards) and upstrokes (moving it upwards). Alternate between these strokes to create a fluid and rhythmic bass line.



### **3. Alternate Picking**

Alternate picking involves using both downstrokes and upstrokes in a continuous motion. This technique produces a fast and even sound, essential for many bass playing styles.

# Two Finger Alternate Picking

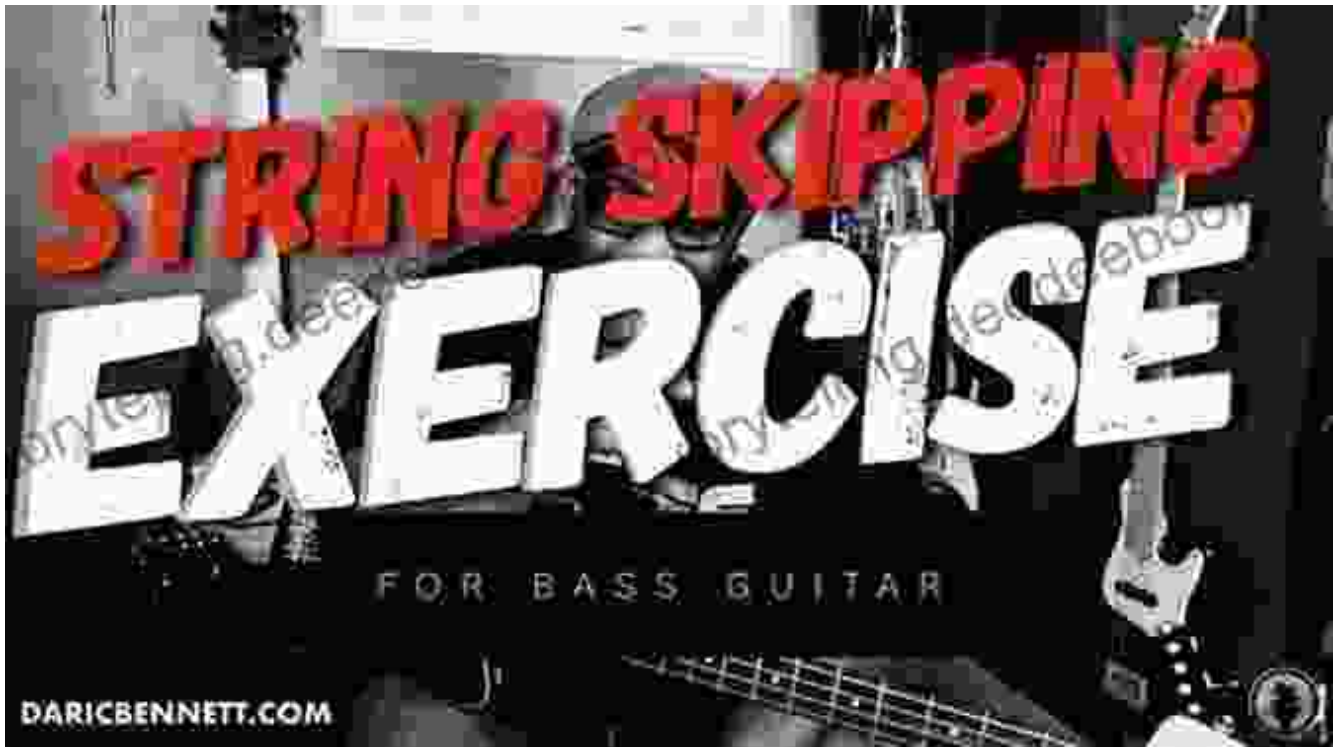
## 4. Economy Picking

Economy picking minimizes unnecessary hand movements by using both upstrokes and downstrokes to play a single note. This technique is particularly useful for fast and complex bass lines.



## 5. String Skipping

String skipping involves skipping over strings while playing, creating a unique and rhythmic effect. This technique is often used in funk, slap, and other bass playing styles.



## **Advanced Plectrum Techniques**

Once you master the essential techniques, you can explore advanced techniques to further enhance your playing.

### **1. Tapping**

Tapping involves using your fingers to strike the strings instead of a plectrum. This technique allows for extremely fast and complex bass lines.



## 2. Slap Technique

Slap technique involves slapping and popping the strings to create a funky and percussive sound. This technique is commonly used in funk, slap, and Latin bass playing styles.






### **3. Fingerpicking**

Fingerpicking involves using your fingers to pluck the strings, producing a warm and mellow sound. This technique is often used in jazz, folk, and acoustic bass playing styles.

# Two Finger Alternate Picking

Mastering plectrum technique for bass guitar is a journey that requires practice, dedication, and a passion for music. By embracing the techniques outlined in this guide and seeking guidance from experienced bass players like Stuart Clayton, you can elevate your bass playing skills to new heights. Whether you're pursuing a career in music or simply want to enhance your musical expression, plectrum technique will unlock a world of possibilities on the bass guitar.

Remember, the bass guitar is a versatile instrument that can adapt to a wide range of musical styles. By embracing different techniques, including plectrum technique, you can explore new sonic landscapes and become a more versatile musician. Keep practicing, stay inspired, and let the music flow through your fingers!




## Plectrum Technique for Bass Guitar (Bass Guitar Techniques Series by Stuart Clayton Book 4)

by David Bradshaw

★★★★☆ 4.6 out of 5

Language : English  
File size : 21253 KB  
Text-to-Speech : Enabled  
Screen Reader : Supported  
Enhanced typesetting : Enabled  
Word Wise : Enabled  
Print length : 221 pages  
Lending : Enabled



## Classical Music Themes for Easy Mandolin, Volume One

Classical Music Themes for Easy Mandolin, Volume One is a collection of 15 classical music themes arranged for easy mandolin. These themes are perfect for beginners who...



## The Heretic Tomb: Unraveling the Mysteries of a Lost Civilization

Synopsis In Simon Rose's captivating debut novel, The Heretic Tomb, readers embark on an enthralling archaeological adventure that takes them deep into the heart of a...

