


Nonmelanoma Skin Cancer of the Head and Neck: An Issue of Facial Plastic Surgery

Nonmelanoma skin cancer (NMSC) is the most common type of cancer worldwide, and the head and neck are common sites for NMSC. NMSC can be a serious disease, but it is often curable if it is diagnosed and treated early. Facial plastic surgeons play a vital role in the diagnosis and treatment of NMSC of the head and neck.



Nonmelanoma Skin Cancer of the Head and Neck, An Issue of Facial Plastic Surgery Clinics (The Clinics: Surgery Book 20) by Jack J. Kanski

★★★★★ 5 out of 5

Language : English
File size : 2924 KB
Text-to-Speech : Enabled
Screen Reader : Supported
Enhanced typesetting : Enabled
Print length : 271 pages



Types of Nonmelanoma Skin Cancer

There are two main types of NMSC: squamous cell carcinoma and basal cell carcinoma. Squamous cell carcinoma is the most common type of NMSC, and it occurs in the cells that make up the outer layer of the skin. Basal cell carcinoma is less common than squamous cell carcinoma, and it occurs in the cells that make up the base of the skin.

Both squamous cell carcinoma and basal cell carcinoma can occur on the head and neck. Squamous cell carcinoma is more likely to occur on sun-exposed areas of the skin, such as the face, neck, and ears. Basal cell carcinoma is more likely to occur on areas of the skin that are not exposed to the sun, such as the trunk and the legs.

Symptoms of Nonmelanoma Skin Cancer

The symptoms of NMSC can vary depending on the type of cancer. Squamous cell carcinoma typically appears as a red, scaly patch of skin that may bleed or crust. Basal cell carcinoma typically appears as a small, pearly bump that may grow slowly over time.

If you notice any changes in the skin on your head or neck, it is important to see a doctor right away. Early diagnosis and treatment of NMSC can help to prevent the cancer from spreading and causing serious damage.

Diagnosis of Nonmelanoma Skin Cancer

The diagnosis of NMSC is typically made by a biopsy. A biopsy is a procedure in which a small sample of skin is removed and examined under a microscope.

There are two main types of biopsies that can be used to diagnose NMSC: shave biopsy and punch biopsy. A shave biopsy is a procedure in which a thin layer of skin is shaved off. A punch biopsy is a procedure in which a small, round piece of skin is removed.

The type of biopsy that is used will depend on the size and location of the suspected cancer.

Treatment of Nonmelanoma Skin Cancer

The treatment of NMSC will depend on the type and stage of cancer. There are a number of different treatment options available, including surgery, radiation therapy, and chemotherapy.

Surgery is the most common treatment for NMSC. Surgery can be used to remove the cancer completely or to reduce its size. Radiation therapy is a type of treatment that uses high-energy rays to kill cancer cells.

Chemotherapy is a type of treatment that uses drugs to kill cancer cells.

The best treatment option for NMSC will be determined by a doctor based on the individual patient's needs.


Facial Plastic Surgery and Nonmelanoma Skin Cancer

Facial plastic surgeons play a vital role in the diagnosis and treatment of NMSC of the head and neck. Facial plastic surgeons are specially trained to perform surgery on the face and neck, and they have the experience and expertise to remove NMSC safely and effectively.

Facial plastic surgeons can also perform reconstructive surgery to repair damage caused by NMSC surgery. Reconstructive surgery can help to improve the appearance of the face and neck after surgery, and it can help to restore function to the affected area.

If you have been diagnosed with NMSC of the head and neck, it is important to see a facial plastic surgeon to discuss your treatment options. Facial plastic surgeons can provide you with the best possible care and help you to achieve the best possible outcome.

Nonmelanoma skin cancer is a common disease, but it is often curable if it is diagnosed and treated early. Facial plastic surgeons play a vital role in the diagnosis and treatment of NMSC of the head and neck. If you have been diagnosed with NMSC, it is important to see a facial plastic surgeon to discuss your treatment options.




Nonmelanoma Skin Cancer of the Head and Neck, An Issue of Facial Plastic Surgery Clinics (The Clinics: Surgery Book 20) by Jack J. Kanski

★★★★★ 5 out of 5

Language : English
File size : 2924 KB
Text-to-Speech : Enabled
Screen Reader : Supported
Enhanced typesetting : Enabled
Print length : 271 pages

FREE

DOWNLOAD E-BOOK



Classical Music Themes for Easy Mandolin, Volume One

Classical Music Themes for Easy Mandolin, Volume One is a collection of 15 classical music themes arranged for easy mandolin. These themes are perfect for beginners who...



The Heretic Tomb: Unraveling the Mysteries of a Lost Civilization

Synopsis In Simon Rose's captivating debut novel, *The Heretic Tomb*, readers embark on an enthralling archaeological adventure that takes them deep into the heart of a...