


Color Atlas of Clinical Oral Pathology: A Comprehensive Guide to Diagnosis and Management



Color Atlas of Clinical Oral Pathology by Pippa Grant

★ ★ ★ ★ ☆ 4.4 out of 5

Language : English

File size : 223585 KB

Text-to-Speech : Enabled

Enhanced typesetting : Enabled

Print length : 419 pages

Screen Reader : Supported

Paperback : 64 pages

Item Weight : 2.88 ounces

Dimensions : 5.51 x 0.13 x 8.5 inches



The Color Atlas of Clinical Oral Pathology is an essential reference for dental practitioners, providing a comprehensive overview of the diagnosis and management of oral diseases. With over 1,500 high-quality images, this atlas offers a visual guide to a wide range of oral pathologies, making it an invaluable tool for clinicians seeking accurate diagnosis and effective treatment options.

Content

The atlas is divided into 15 chapters, each covering a specific aspect of oral pathology. The chapters are organized in a logical sequence, beginning with an overview of the oral cavity and its structures, followed by chapters on the diagnosis and management of specific oral diseases. The

chapters are well-written and provide a comprehensive overview of the relevant topics.

The images in the atlas are of excellent quality and provide a clear and detailed view of the various oral pathologies. The images are accompanied by concise and informative captions that provide additional information about the diagnosis and management of each disease.


Features

- Over 1,500 high-quality images
- Covers a wide range of oral pathologies
- Organized in a logical sequence
- Well-written chapters
- Concise and informative captions

Benefits

- Accurate diagnosis of oral diseases
- Effective treatment options
- Improved patient outcomes
- Enhanced knowledge of oral pathology

The Color Atlas of Clinical Oral Pathology is an essential resource for dental practitioners. It provides a comprehensive overview of the diagnosis and management of oral diseases, making it an invaluable tool for clinicians seeking accurate diagnosis and effective treatment options.




Color Atlas of Clinical Oral Pathology by Pippa Grant

★★★★☆ 4.4 out of 5

Language : English
File size : 223585 KB
Text-to-Speech : Enabled
Enhanced typesetting : Enabled
Print length : 419 pages
Screen Reader : Supported
Paperback : 64 pages
Item Weight : 2.88 ounces
Dimensions : 5.51 x 0.13 x 8.5 inches


FREE

DOWNLOAD E-BOOK



Classical Music Themes for Easy Mandolin, Volume One

Classical Music Themes for Easy Mandolin, Volume One is a collection of 15 classical music themes arranged for easy mandolin. These themes are perfect for beginners who...



The Heretic Tomb: Unraveling the Mysteries of a Lost Civilization

Synopsis In Simon Rose's captivating debut novel, *The Heretic Tomb*, readers embark on an enthralling archaeological adventure that takes them deep into the heart of a...