


Breaking Into The Industry As An Actor: A Comprehensive Guide

Are you aspiring to break into the acting industry? If so, you're in for a challenging but rewarding journey. The acting industry is highly competitive, but with the right preparation and dedication, you can increase your chances of success.



Show Business: Breaking into the Industry as an Actor

by Scott Strand

★★★★★ 5 out of 5

Language : English
File size : 1474 KB
Text-to-Speech : Enabled
Enhanced typesetting : Enabled
Word Wise : Enabled
Print length : 107 pages
Screen Reader : Supported



This comprehensive guide will provide you with all the essential steps and strategies you need to get started as an actor. We'll cover everything from choosing the right acting school to preparing for auditions to networking with industry professionals.

1. Choose The Right Acting School

The first step to becoming an actor is to choose the right acting school. There are many different acting schools out there, so it's important to do your research and find one that's a good fit for your needs.

When choosing an acting school, consider the following factors:

- **Location:** How close is the school to where you live? Will you be able to commute easily?
- **Cost:** How much does the school cost? Can you afford the tuition?
- **Curriculum:** What kind of training does the school offer? Is it a good fit for your interests and goals?
- **Faculty:** Who are the teachers at the school? Do they have experience in the industry?
- **Reputation:** What is the school's reputation in the industry? Do graduates go on to successful careers in acting?

Once you've considered all of these factors, you can start narrowing down your choices. Visit different schools, talk to current students and alumni, and read online reviews to get a better sense of what each school has to offer.

2. Prepare For Auditions

Once you've chosen an acting school, it's time to start preparing for auditions. Auditions are the most important part of the acting process, so it's important to be well-prepared.

Here are a few tips for preparing for auditions:

- **Choose the right material:** The material you choose for your audition should be something that you're comfortable with and that showcases your skills.

- **Practice your lines:** Practice your lines until you can say them confidently and without hesitation.
- **Dress appropriately:** Dress professionally and appropriately for the role you're auditioning for.
- **Be prepared to answer questions:** The casting director may ask you questions about your experience, your training, and your motivations for becoming an actor.

It's also important to be mentally prepared for auditions. Auditions can be nerve-wracking, but it's important to stay calm and focused. Remember that the casting director is looking for someone who is talented, prepared, and professional.

3. Network With Industry Professionals

Networking is essential for any actor. The more people you know in the industry, the more likely you are to get auditions and land roles.

Here are a few tips for networking with industry professionals:

- **Attend industry events:** Attend industry events such as film screenings, workshops, and parties.
- **Join professional organizations:** Join professional organizations such as the Screen Actors Guild (SAG) or the American Federation of Television and Radio Artists (AFTRA).
- **Get involved in the local theater community:** Volunteer your time at local theaters or participate in community theater productions.

- **Use social media:** Use social media to connect with industry professionals and learn about upcoming opportunities.

Networking can be a daunting task, but it's important to be persistent and put yourself out there. The more people you meet, the more likely you are to find success in the acting industry.

4. Build Your Resume

Your resume is a vital marketing tool that showcases your skills and experience as an actor. It's important to keep your resume up-to-date and to highlight your most relevant work.

Here are a few tips for building your resume:

- **Include a headshot:** Your headshot is a professional photograph that will be used on your resume and other marketing materials.
- **List your skills:** List your acting skills, such as your ability to sing, dance, or play a musical instrument.
- **Include your experience:** List your acting experience, including stage productions, film and television roles, and commercials.
- **Get testimonials:** Get testimonials from directors, casting directors, and other industry professionals who can vouch for your skills.

It's also important to keep your resume concise and easy to read. Stick to one page, and use a simple, clean font.

5. Stay Persistent

The acting industry is a tough business, and there will be many times when you feel discouraged. It's important to stay persistent and never give up on your dreams.

Here are a few tips for staying persistent:

- **Set realistic goals:** Don't expect to become a star overnight. Set realistic goals for yourself and work towards them one step at a time.
- **Don't compare yourself to others:** Everyone's journey is different. Don't compare yourself to other actors and focus on your own progress.
- **Learn from your mistakes:** Everyone makes mistakes. The important thing is to learn from them and move on.
- **Stay positive:** It's important to stay positive, even when things are tough. Remember that you're following your dreams, and that's something to be proud of.

Breaking into the acting industry is a challenging but rewarding journey. By following the tips in this guide, you can increase your chances of success.

Remember, the most important thing is to never give up on your dreams. With hard work, dedication, and a little bit of luck, you can achieve anything you set your mind to.

Show Business: Breaking into the Industry as an Actor


by Scott Strand

★★★★★ 5 out of 5


Language : English

File size : 1474 KB

Text-to-Speech : Enabled




Enhanced typesetting : Enabled
Word Wise : Enabled
Print length : 107 pages
Screen Reader : Supported



Classical Music Themes for Easy Mandolin, Volume One

Classical Music Themes for Easy Mandolin, Volume One is a collection of 15 classical music themes arranged for easy mandolin. These themes are perfect for beginners who...



The Heretic Tomb: Unraveling the Mysteries of a Lost Civilization

Synopsis In Simon Rose's captivating debut novel, The Heretic Tomb, readers embark on an enthralling archaeological adventure that takes them deep into the heart of a...