


Blues Guitar Songs For Dummies: Unlocking the Secrets of Legendary Tunes

The blues is a genre of music that has captured the hearts of music lovers around the world. Its raw emotion, soulful melodies, and infectious rhythms have influenced countless musicians and genres. If you're a beginner guitar player who wants to delve into the world of blues, mastering some of the most iconic blues guitar songs is a great place to start.



Blues Guitar Songs for Dummies by Larry Nolly

★★★★☆ 4.4 out of 5

Language : English
File size : 76166 KB
Text-to-Speech : Enabled
Screen Reader : Supported
Enhanced typesetting : Enabled
Word Wise : Enabled
Print length : 272 pages
X-Ray for textbooks : Enabled



In this comprehensive guide, we'll take you on a journey through some of the essential blues guitar songs, breaking down their techniques, patterns, and secrets. Whether you're a complete novice or have some experience under your belt, you'll find valuable insights and tips to enhance your blues guitar playing.

Mastering the Basics

Before we dive into specific songs, let's cover some fundamental blues guitar techniques that will serve as a solid foundation for your musical exploration.

1. Open Chords:

Open chords are essential in blues guitar, allowing you to create rich and full-sounding harmonies. The most common open chords used in blues are the following:

* E major: 022100 * A minor: 002210 * D major: xx0232 * G major: 320003
* C major: x32010

2. 12-Bar Blues Progression:

The 12-bar blues progression is a staple of the blues genre, providing a harmonic framework for countless songs. It consists of three chords played in a specific order:

* 1st line: I (four bars) * 2nd line: IV (two bars) * 3rd line: I (two bars) * 4th line: V (one bar) * 5th line: IV (one bar) * 6th line: I (one bar)

3. Turnarounds:

Turnarounds are short chord progressions that provide a smooth transition between different sections of a blues song. Common turnarounds include:

* I - IV - V - I * V - IV - I * I - V - IV - I

Essential Blues Guitar Songs

With the basics covered, let's delve into some of the must-know blues guitar songs that will enhance your playing and deepen your appreciation

for this genre.

1. "Crossroads" by Robert Johnson

This iconic song, made famous by Robert Johnson's legendary recording, features a haunting minor blues progression and soulful slide guitar work. Its simplicity and emotional depth make it a timeless masterpiece.

Tips:

* Master the open minor chords (A minor and E minor) * Practice slide guitar techniques on the open strings * Pay attention to the subtle bends and vibrato in the vocals

2. "Sweet Home Chicago" by Robert Johnson

Another classic by Robert Johnson, "Sweet Home Chicago" is an upbeat and infectious tune that showcases his masterful fingerpicking technique. The song's catchy riff and driving rhythm make it a favorite among blues enthusiasts.

Tips:

* Develop a fluid fingerpicking pattern * Use a slide on the 1st fret of the 2nd string * Practice the syncopated rhythms

3. "Hoochie Coochie Man" by Muddy Waters

Muddy Waters' signature song is a powerful and energetic blues anthem that features a hypnotic slide guitar solo. The song's distinctive riff and soulful vocals have made it a staple of the Chicago blues scene.

Tips:

- * Learn the slide guitar patterns using a slide on the 1st fret of the 4th string
- * Master the pentatonic scale in the key of E
- * Work on your vibrato technique for expressive bends

4. "The Thrill Is Gone" by B.B. King

B.B. King's timeless ballad is a masterclass in blues guitar playing. Its slow tempo and soulful vocals allow the guitar work to shine. The song's iconic intro and extended solo are essential elements to practice.

Tips:

- * Learn the arpeggiated chords in the intro
- * Study B.B. King's vibrato and bending techniques
- * Pay attention to the use of hammer-ons and pull-offs

5. "3 O'Clock Blues" by B.B. King


Another gem from B.B. King, "3 O'Clock Blues" is a mid-tempo blues shuffle that combines a catchy riff with soulful improvisation. The song's laid-back groove and expressive solo make it a popular choice for guitarists.

Tips:

- * Master the shuffle rhythm and palm muting technique
- * Practice the hammer-ons and slides in the intro
- * Experiment with different blues licks and scales

Mastering these essential blues guitar songs will provide you with a solid foundation in the genre and inspire your own musical creativity. By understanding the techniques, patterns, and secrets behind these legendary tunes, you'll unlock the expressive power of the blues guitar and elevate your playing to the next level.


Remember, practice is key. Dedicate time to learning the chords, progressions, and solos, and you'll be able to play these iconic blues songs with confidence and passion. Whether you perform them solo, in a band, or simply for your own enjoyment, these songs will enrich your musical journey and ignite your blues spirit.



Blues Guitar Songs for Dummies by Larry Nolly

★★★★☆ 4.4 out of 5

Language : English
File size : 76166 KB
Text-to-Speech : Enabled
Screen Reader : Supported
Enhanced typesetting : Enabled
Word Wise : Enabled
Print length : 272 pages
X-Ray for textbooks : Enabled



Classical Music Themes for Easy Mandolin, Volume One

Classical Music Themes for Easy Mandolin, Volume One is a collection of 15 classical music themes arranged for easy mandolin. These themes are perfect for beginners who...



The Heretic Tomb: Unraveling the Mysteries of a Lost Civilization

Synopsis In Simon Rose's captivating debut novel, *The Heretic Tomb*, readers embark on an enthralling archaeological adventure that takes them deep into the heart of a...